



**POWER  
MOVES<sup>®</sup>**

*Energy-Smart Solutions from  
Your Local Electric Cooperative*

**2024**

**COMMERCIAL  
& INDUSTRIAL**

**PROGRAM INFORMATION  
& APPLICATIONS**



An aerial photograph of a wind farm at sunset. The sun is low on the horizon, creating a warm, golden glow. Several white wind turbines are visible, with their long shadows cast across a dark, plowed field. The sky is a clear, pale blue.

**HAVE QUESTIONS OR NEED HELP  
COMPLETING YOUR APPLICATION?**

---

CALL 877.653.8288 OR EMAIL [APPLY@POWERMOVES.COM](mailto:APPLY@POWERMOVES.COM).



# TABLE OF CONTENTS

## PROGRAM OVERVIEW

FAQs .....	4
How to Apply .....	6
Terms and Conditions .....	8

## SPECIFICATIONS

Lighting .....	9
Non-Lighting .....	14
New Construction .....	25
Custom .....	27

## APPLICATION AND WORKSHEETS

The application and worksheets can be found in the folder at the back of this document for easy mailing, faxing or scanning. If you would like to print more copies or would prefer to complete this as a PDF form online, you can download the application and worksheets at [www.PowerMoves.com](http://www.PowerMoves.com).

FOLDER

OR



PDFS ON WEBSITE

# PROGRAM FAQs

## WHAT IS THE POWER MOVES® COMMERCIAL & INDUSTRIAL REBATE PROGRAM?

The POWER MOVES® C&I Rebate Program helps make upgrades, renovations and new construction projects at your business more affordable by offering rebates on energy-efficient equipment. Provided by Wabash Valley Power Alliance (WVPA) and its participating member co-ops, the program makes energy-efficiency projects more affordable, so you can save more energy (and money) in the long run!

## WHO IS ELIGIBLE TO PARTICIPATE IN THIS PROGRAM?

Non-residential members of participating electric cooperatives are eligible within existing or new business facilities. The business/facility must be located on participating co-op lines. Visit [www.PowerMoves.com](http://www.PowerMoves.com) to find out whether your co-op participates.

## WHICH PROJECTS QUALIFY FOR A REBATE?

Your business can earn rebates on a set list of prescriptive (or one-for-one) upgrades, a custom project (if your measures don't fall into our set list), or you can take advantage of available new construction rebates. Eligible equipment includes LED lighting, variable frequency drives, HVAC, geothermal heat pumps and more! To review all potential rebates, explore this application, visit [www.PowerMoves.com](http://www.PowerMoves.com), or contact us at **877.653.8288** or [apply@PowerMoves.com](mailto:apply@PowerMoves.com) as soon as you start thinking about your project. We're here to help!

## HOW DO I KNOW IF MY PROJECT QUALIFIES AS A PRESCRIPTIVE PROJECT, A CUSTOM PROJECT OR A NEW CONSTRUCTION PROJECT?

- A **prescriptive project** is one in which you are replacing an existing piece of equipment for another qualifying piece of equipment listed on the application.
- A **custom project** is one in which you know you will save electricity through the project, but the equipment is not listed on the application. In this case, you would contact **877.653.8288** or [apply@PowerMoves.com](mailto:apply@PowerMoves.com), then complete the Custom application to get your rebate funds pre-approved prior to starting your project.
- A **new construction project** must involve commercial new construction, an addition on an existing commercial facility, the change of use of a commercial facility, or the total gut rehab of an existing commercial facility. If this is the case, you must complete a Project Information Form to begin.
- Still not sure? Contact **877.653.8288** or [apply@PowerMoves.com](mailto:apply@PowerMoves.com) today and we'll help!

## WHAT IS THE MAXIMUM REBATE EACH MEMBER CAN EARN?

For prescriptive projects, the limit is \$25,000 per member per calendar year. For custom projects, the limit is \$50,000 per member per calendar year.


## WHO RECEIVES THE REBATE PAYMENT?

This is entirely up to the member. All checks are paid automatically to the member unless the member designates the payment be made to a third-party on the application.

## WHAT IS A TRADE ALLY?

A Trade Ally is any contractor who sells or installs energy-efficient equipment, and/or assists customers with their rebate applications.





## WHAT IS THE DEADLINE FOR APPLYING?

The best way to determine your project's deadline is by contacting us at **877.653.8288** or **apply@PowerMoves.com**. In general, you must apply for a prescriptive rebate within 60 days from the project's completion. All custom projects require pre-approval before purchasing product. For new construction, please include us in your design process. Visit **www.PowerMoves.com** to download the application.

## WHAT MUST BE INCLUDED ON MY PROJECT'S INVOICES?

Clear, legible invoices are required when submitting your application. Please make sure your invoices include:

- Invoice number and date
- Vendor name and address
- Itemized list of specific equipment, including: model number, manufacturer, unit price, and quantity
- Serial numbers for each newly installed heat pump, AC unit, chiller, air compressor, or VFD
- Customer name and installation address
- Purchase total
- If payment is made to third-party the rebate must be shown deducted from project total.

## HOW CAN I GET THE MOST FROM THIS PROGRAM?

Talk to us before your plans are on paper. Often, we can help you and your contractors find a better solution at a lower cost, while paving the way for additional rebates.

## WHAT ARE THE STEPS FOR APPLYING?

Great question! See the steps outlined on the following pages.

# HOW TO APPLY



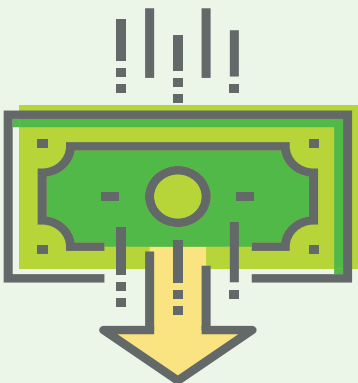
## 01 VERIFY ELIGIBILITY

To qualify for rebates in the POWER MOVES® program, the non-residential building must be located on co-op lines. Program eligibility requirements are subject to change or termination with or without notice at the sole discretion of Wabash Valley Power Alliance, so please call your co-op to verify participation or see the list at [www.PowerMoves.com](http://www.PowerMoves.com). To meet rebate criteria, all products must be DesignLights Consortium (DLC) listed. For reference please visit [www.PowerMoves.com/why-DLC](http://www.PowerMoves.com/why-DLC).



## 02 DETERMINE WHICH PROGRAM(S) YOU SHOULD APPLY WITHIN.

The best way to do this is to contact the energy advisor at your co-op as soon as you start thinking about the project. While prescriptive projects do not require pre-approval, custom and new construction projects do. And by calling us before you put your plans in place, we can help you get the highest rebate available for your project.



## 04 WE MAIL YOU A CHECK.

You cash it!



## PRESCRIPTIVE PROGRAM

If your project is a one-for-one replacement with a measure(s) listed on the prescriptive worksheet, please apply for rebate through the PRESCRIPTIVE PROGRAM.

- 1. Select and install qualifying equipment.** Be sure to review the requirements listed in the application.
- 2. Submit your completed application.** Within 60 days of completing your project, submit the application form, the worksheet that corresponds to your project, the invoice or proof of purchase, and the specifications for your new equipment.



- 3. Be available for a potential walk-through.** Call us to schedule a final inspection of the installed equipment.

Is pre-approval required?

YES  NO



## CUSTOM PROGRAM

If your project does not match one of the prescriptive measures listed on the worksheet, and you are certain it will save energy, you may qualify for rebates through the CUSTOM PROGRAM.

- 1. Submit a Custom Rebate Application for pre-approval.** This needs to be submitted before you purchase your new equipment.
- 2. Review your project with an energy engineer.** After we receive your application, we will contact you to discuss your project in greater detail.
- 3. Sign and return your Funds Reservation letter.** Based on your pre-approval application and discussion with our energy engineer, you will receive a letter outlining the rebate total we've reserved for you. Please sign and return within 7 days.
- 4. Keep in touch to keep your rebates on track.** Complex projects can change along the way. Just remember to keep us in the loop so we can make sure you're still eligible for rebates.

- 5. Complete your project and submit your application.** Within 60 days of completion, submit the Final Custom Rebate Form, all invoices or proofs of purchase, and the specifications for your new equipment.



- 6. Meet with an energy engineer for final inspection.** Call us to schedule a brief walk-through to ensure what you installed matches your application.

Is pre-approval required?

YES  NO



## NEW CONSTRUCTION PROGRAM

If your project involves new construction, an addition to an existing facility, a change in use of a facility, or the total gut rehab of an existing facility, you may qualify for rebates through the NEW CONSTRUCTION PROGRAM.

- 1. Contact the energy advisor at your co-op.** As soon as you start thinking about the project, we'll help you set up a meeting with a POWER MOVES® energy engineer. We'll collaborate with you, your contractors, architect and designer on the equipment qualifications necessary to receive the most rebates.
- 2. Submit a Project Information Form.** This form outlines your project plans. Your energy engineer will use this information to talk with you and/or your contractor about rebate qualifications and project timing.

- 3. Keep in touch to keep your rebates on track.** Complex projects can change along the way. Just remember to keep us in the loop so we can make sure you're still eligible for rebates.
- 4. Complete your project and notify us for an inspection.** If what you've installed matches what you told us, we're good to go! If things don't match, we will make adjustments and let you know if this impacts your eligibility or rebate amount.
- 5. We prepare the final paperwork – you just sign!** This document will show what you did and the amount of rebates you'll receive.



Is pre-approval required?

YES  NO

---

# 2024 COMMERCIAL & INDUSTRIAL PROGRAM

# TERMS AND CONDITIONS

---

This program can be changed or cancelled at any time at the sole discretion of Wabash Valley Power Alliance, with or without notice.

## ELIGIBILITY REQUIREMENTS

- Non-residential members of electric cooperatives participating in Wabash Valley Power Alliance's POWER MOVES® energy efficiency programs. Facility or business must be located on participating co-op lines. Please call your co-op to verify participation or see the list at [www.PowerMoves.com](http://www.PowerMoves.com).
- Program eligibility requirements are subject to change or termination with or without notice at the sole discretion of Wabash Valley Power Alliance.

## PROGRAM PARAMETERS

- All rebated equipment must be new; used or rebuilt equipment is not eligible for a rebate.
- Rebate items must be installed on the electric cooperative account listed on this application.
- Rebated equipment must meet program technical specifications.

## APPLICATION PROCEDURES AND DEADLINES

- Applications are to be submitted within 60 days after the project completion date. An invoice and all required documentation must be included for the application to be considered complete.
- Rebated equipment must be installed and operational on or after January 1, 2024 and on or before December 31, 2024. All applications should be postmarked by February 28, 2025.

## ABILITY TO CONFIRM INSTALLATION (RIGHT TO CONDUCT INSPECTION)

- Pre-install inspection: Wabash Valley Power Alliance reserves the right to inspect the program participant's facility to verify that equipment meeting program qualifications does exist prior to providing a rebate, and the program participant agrees to provide reasonable access to the premises for such purposes.
- Post-install inspection: Wabash Valley Power Alliance reserves the right to inspect the program participant's facility to verify that equipment matching the information provided on the program application has been placed in service at that facility, and the program participant agrees to provide reasonable access to the premises for such purposes.
  - Following a post-inspection, participants have 30 days to submit any additional information requested by Wabash Valley Power Alliance. Failure to submit requested information may result in application rejection.
  - If the post-inspection finds the owner or their contractor did not comply with program rules and standards, any rebate received must be returned to Wabash Valley Power Alliance within 60 days of notice of noncompliance.
- Wabash Valley Power Alliance reserves the right to conduct an additional post-install inspection for program portfolio evaluation, measurement, and verification (EM&V) purposes. Rebates received will not be affected by the results of this inspection.

## HOW PAYMENTS ARE TO BE MADE AND RIGHTS RESERVED WITH THE FORM OF PAYMENT

- The maximum total C&I prescriptive rebate payment per member is \$25,000 per year and the maximum for a custom project is \$50,000 per year.
- The rebate payment cannot exceed 75% of the Prescriptive project cost and 50% of the Custom project cost. Self-installation labor costs cannot be included in total project cost.
- Payments will be made via a check to the C&I member or to a third-party, if requested on this application.
- Wabash Valley Power Alliance reserves the right to withhold payment for projects that do not meet the program requirements, as determined within its sole discretion.
- Program funds are limited. Rebates are available on a first-come, first-served basis.
- Rebate amounts, thresholds, and offerings are subject to change or termination with or without notice at the sole discretion of Wabash Valley Power Alliance.
- Wabash Valley Power Alliance is not liable for rebates promised as a result of program misrepresentation or lack of rules verification.

## LOGO USAGE

- Program applicants, participants or trade allies may not use our logo or name without prior express written permission.

## DISCLAIMERS FOR WVPA'S LIABILITY FOR PROGRAM PARTICIPATION

- Wabash Valley Power Alliance and its member cooperatives do not endorse any particular manufacturer, product, or system design by offering these rebates;
- Will not be responsible for any tax liability imposed on any program participant as a result of the payment of rebates;
- Do not expressly or impliedly warrant the performance of installed equipment;
- Are not responsible for the handling, storage, treatment, transportation, or disposal of any waste generated as a result of any measures for which rebates have been applied for and/or received under this program nor any resultant environmental contamination related to the same;
- Are not liable for any damage caused by the operation or malfunction of the installed equipment; and
- Do not guarantee that a specific level of energy or cost savings will result from the implementation of energy conservation measures or the use of products funded under this program.





**POWER  
MOVES**

*Energy-Smart Solutions from  
Your Local Electric Cooperative*



# LIGHTING REBATES

## RETROFIT SPECIFICATIONS

---

Have questions or need help completing your application?  
Call **877-653-8288** or email [apply@PowerMoves.com](mailto:apply@PowerMoves.com).



# 2024 RETROFIT PRESCRIPTIVE REBATES

## LIGHTING SPECIFICATIONS

LIGHTING CONTROLS				
Equipment Type	Replacing	Unit	Rebate	Specifications
Occupancy Sensors – Wall-Mounted ( <i>must control a minimum of 75 watts</i> )	Manual Control	Sensor	\$20	May be wall- or ceiling-mounted, passive infrared, ultrasonic, or dual technology sensors which are permanently installed. Program start ballasts are recommended for longer life with occupancy sensors.
Occupancy Sensors – Ceiling-Mounted ( <i>must control a minimum of 75 watts</i> )	Manual Control	Sensor	\$30	
Occupancy Sensors – Fixture-Mounted ( <i>must control a minimum of 75 watts</i> )	Manual Control	Sensor	\$20	
Interior Luminaire-Level Lighting Controls < 10,000 Lumens ( <i>approximately 90 watts</i> )	Manual Control	Sensor	\$20	The system must control LED fixtures less than 90 watts and be on Design Lights Consortium (DLC) Network lighting control qualified product list version 5.0 or higher available at designlights.org  It is recommended to commission the daylighting controls to verify operation. If one controls device can perform two or more functions, only one rebate from this section is allowed. The rebate amount will be the highest amount for which the device qualifies.
Interior Luminaire-Level Lighting Controls ≥ 10,000 Lumens ( <i>approximately 90 watts</i> )	Manual Control	Sensor	\$30	
Interior Networked Lighting Controls	Manual Control	Square Foot	\$0.20	

SIGNS & SIGNALS				
Equipment Type	Replacing	Unit	Rebate	Specifications
LED, T-1, or Electroluminescent Exit Signs	Incandescent or CFL Exit Sign	Sign	\$6	Rebates are based on a one-for-one replacement of existing exit signs with LED, T-1, or Electroluminescent exit signs. Exit signs must be equal to or less than 8 watts including the power supply for the battery backup. CFL exit signs do not qualify for a rebate.

**FIXTURE REMOVAL (INTERIOR)**

The rebate can only be used for fixtures that have been completely removed and not replaced. For example: If you are replacing 65 fixtures with 65 new fixtures, you are not eligible for this fixture removal rebate. However, if you are replacing 65 fixtures with only 50 new fixtures, you may use this fixture removal rebate on the 15 fixtures that have been permanently removed. Fixture removal requires a permanent removal of lamps, ballasts and sockets in the system being rebated. By submitting this form, you are granting permission for POWER MOVES® to verify removal at their discretion. The rebate is \$0.10 per Watt removed.



# 2024 RETROFIT PRESCRIPTIVE REBATES

## LIGHTING SPECIFICATIONS

LEDS - EXTERIOR				
Equipment Type	Replacing	Unit	Rebate	Specifications
DesignLights LED Pole/Arm-Mounted Area and Roadway Luminaires ( $\leq 5,000$ lumens)	100W HID (MH, HPS, etc.) Pole/Arm-Mounted Area and Roadway Luminaries (Exterior)	Head	\$35	Rebates are based on a one-for-one replacement of existing lighting fixtures with LED fixtures. All LED fixtures must appear on a DesignLights Consortium listing. Visit <a href="http://designlights.org">designlights.org</a> .
DesignLights LED Pole/Arm-Mounted Area and Roadway Luminaires (5,001-15,000 lumens)	250W HID (MH, HPS, etc.) Pole/Arm-Mounted Area and Roadway Luminaries (Exterior)	Head	\$70	
DesignLights LED Pole/Arm-Mounted Area and Roadway Luminaires (15,001-30,000 lumens)	400W HID (MH, HPS, etc.) Pole/Arm-Mounted Area and Roadway Luminaries (Exterior)	Head	\$120	
DesignLights LED Pole/Arm-Mounted Area and Roadway Luminaires (30,001-40,000 lumens)	750W HID (MH, HPS, etc.) Pole/Arm-Mounted Area and Roadway Luminaries (Exterior)	Head	\$150	
DesignLights LED Pole/Arm-Mounted Area and Roadway Luminaires (40,001-50,000 lumens)	1000W HID (MH, HPS, etc.) Pole/Arm-Mounted Area and Roadway Luminaries (Exterior)	Head	\$180	
DesignLights LED Pole/Arm-Mounted Area and Roadway Luminaires ( $\geq 50,001$ lumens)	1500W HID (MH, HPS, etc.) Pole/Arm-Mounted Area and Roadway Luminaries (Exterior)	Head	\$250	
LED Wall-Mounted Area Luminaires	HID (MH, HPS, etc.) Wall-Mounted Area Luminaires (Exterior)	Head	\$35	
LED Canopy Luminaires	HID (MH, HPS, etc.) Canopy Luminaires (Exterior)	Head	\$50	
LED Parking Garage Luminaires	HID (MH, HPS, etc.) Parking Garage Luminaires	Head	\$100	

# 2024 RETROFIT PRESCRIPTIVE REBATES

## LIGHTING SPECIFICATIONS

LEDS - INTERIOR				
Equipment Type	Replacing	Unit	Rebate	Specifications
Interior Downlight Retrofit Kit (CFL to LED)	Pin-based CFL Can Light	Fixture	\$10	<ul style="list-style-type: none"> <li>• LED fixtures must be DLC listed.</li> <li>• Interior downlight retrofit kits must be ENERGY STAR® qualified.</li> <li>• LED measures can be installed as “replace on burn-out” or as a retrofit to existing, operational lamps.</li> <li>• LED Retrofit kits are eligible for incentives but must appear on the Design Lights Consortium (DLC).</li> <li>• In order to qualify for a rebate, pin-based LEDs and tubular LEDs must appear on the Design Lights Consortium (DLC) Qualified Products List found at <a href="http://www.DesignLights.org">www.DesignLights.org</a>. For more information on the DLC, visit <a href="http://www.PowerMoves.com/why-DLC">www.PowerMoves.com/why-DLC</a>.</li> </ul>
LED Interior Downlight	CFL or Incandescent Downlight	Fixture	\$10	
LED Lighting for Refrigeration Cases	Fluorescent Lighting	Door	\$30	
LED Commercial Fixture	≤ 175W HID (MH, HPS, etc.) Fixture	Fixture	\$75	
LED Low-Bay Fixture	≥ 250W HID (MH, HPS, etc.) Fixture	Fixture	\$80	
LED High-Bay Fixture	≥ 320W HID (MH, HPS, etc.) Fixture	Fixture	\$125	
LED High-Bay Fixture	4 & 6 Lamp T5HO Fixtures	Fixture	\$65	
LED High-Bay Fixture	4 & 6 Lamp T8 Fixtures	Fixture	\$50	
LED High-Bay Fixture	8 & 10 Lamp T5HO Fixtures	Fixture	\$120	
LED High-Bay Fixture	8 & 10 Lamp T8 Fixtures	Fixture	\$100	
LED 2x2 Troffer Light Fixture	Fluorescent Fixture	Fixture	\$40	
LED 2x4 Troffer Light Fixture	Fluorescent Fixture	Fixture	\$50	
LED 1x4 Troffer Light Fixture	Fluorescent Fixture	Fixture	\$40	
LED – Linear Tube 4' Lamp (DLC-listed only)	T-5 or T-8 Linear Fluorescent Lamp	Lamp	\$3	
LED Linear T-5 HO Tube 4' Lamp (DLC-listed only)	T5HO Linear Fluorescent Lamp	Lamp	\$3	
LED – Linear Tube 8' Lamp (DLC-listed only)	8' Fluorescent Lamp	Lamp	\$5	
LED Fixture	8' T8 or T12 Fluorescent Fixtures	Fixture	\$25	



# 2024 RETROFIT PRESCRIPTIVE REBATES LIGHTING SPECIFICATIONS

LEDS - SCREW-INS				
Equipment Type	Replacing	Unit	Rebate	Specifications
LED Screw-In (<15W) (ENERGY STAR® only)	Incandescent	Lamp	\$3	For LED Screw-In Lamps replacing Incandescent, we will be moving to EISA Compliant in 2025.
LED Screw-in (≥15W) (ENERGY STAR only)	Incandescent	Lamp	\$5	
LED Screw-In or Pin-Base (<15W) (ENERGY STAR only)	Fluorescent Lamp	Lamp	\$3	E26 base Screw-in equipment must be ENERGY STAR listed. E39 Mogul Base equipment must appear on a DesignLights Consortium listing. Rebates for E26 base screw-in LED lamp replacements will be capped at 100% of their invoiced cost.
LED Screw-In or Pin-Base (≥15W) (ENERGY STAR only)	Fluorescent Lamp	Lamp	\$5	
10W-17.9W Corn Cobb E39 Mogul Base	30W HID (MH, HPS, etc.)	Lamp	\$10	
18W-23.9W Corn Cobb E39 Mogul Base	70W HID (MH, HPS, etc.)	Lamp	\$12	
24W-44.9W Corn Cobb E39 Mogul Base	100W HID (MH, HPS, etc.)	Lamp	\$15	
45W-79.9W Corn Cobb E39 Mogul Base	175W HID (MH, HPS, etc.)	Lamp	\$25	
80W-119.9W Corn Cobb E39 Mogul Base	250W HID (MH, HPS, etc.)	Lamp	\$35	
≥ 120W Corn Cobb E39 Mogul Base	400W HID (MH, HPS, etc.)	Lamp	\$45	



# POWER MOVES®

*Energy-Smart Solutions from  
Your Local Electric Cooperative*

## NON-LIGHTING REBATES

### RETROFIT SPECIFICATIONS

Have questions or need help completing your application?  
Call **877-653-8288** or email [apply@PowerMoves.com](mailto:apply@PowerMoves.com).



# 2024 RETROFIT PRESCRIPTIVE REBATES NON-LIGHTING SPECIFICATIONS

## CHILLERS - AIR COOLED CONTROLS (Available in IN and MO only)

Equipment Description	Minimum IPLV (EER)	Minimum Full Load (EER)	Rebate per Ton	Specifications
Elec. Chiller - Tier 1	13.1	10.1	\$25	<ul style="list-style-type: none"> <li>Chillers must meet both the minimum IPLV and minimum full load to qualify</li> <li>The following items MUST be included with this application in order for a rebate to be considered: AHRI certification; manufacturer's data sheet that includes full load efficiency, part load efficiencies, and testing conditions; copy of invoice</li> </ul>
Elec. Chiller - Tier 2	13.6	10.1	\$60	

## CHILLERS - AIR COOLED (Available in IL only)

Elec. Chiller - Tier 2	16.4	9.7	\$20	<ul style="list-style-type: none"> <li>Chillers must meet both the minimum IPLV and minimum full load to qualify</li> <li>The following items MUST be included with this application in order for a rebate to be considered: AHRI certification; manufacturer's data sheet that includes full load efficiency, part load efficiencies, and testing conditions; copy of invoice</li> </ul>
------------------------	------	-----	------	---

## CHILLERS - WATER COOLED, POSITIVE DISPLACEMENT (ROTARY SCREW AND SCROLL)

Equipment Description	Maximum IPLV (kW/ton)	Maximum Full Load (kW/ton)	Rebate per Ton	Specifications
Elec. Chiller - Tier 1, < 150 tons	0.560	0.790	\$25 IN and MO	<ul style="list-style-type: none"> <li>Chillers must meet both the maximum IPLV and maximum full load to qualify</li> <li>The following items MUST be included with this application in order for a rebate to be considered: AHRI certification; manufacturer's data sheet that includes full load efficiency, part load efficiencies, and testing conditions; copy of invoice</li> </ul>
Elec. Chiller - Tier 1, 150-299 tons	0.510	0.718	\$25 IN and MO	
Elec. Chiller - Tier 1, ≥ 300 tons	0.460	0.639	\$25 IN and MO	
Elec. Chiller - Tier 2, < 150 tons	0.470	0.750	\$60 IN and MO \$20 IL	
Elec. Chiller - Tier 2, 150-299 tons	0.410	0.680	\$60 IN and MO \$20 IL	
Elec. Chiller - Tier 2, ≥ 300 tons	0.380	0.625	\$60 IN and MO \$20 IL	

## CHILLERS - WATER COOLED, CENTRIFUGAL

Equipment Description	Maximum IPLV (kW/ton)	Maximum Full Load (kW/ton)	Rebate per Ton	Specifications
Elec. Chiller - Tier 1, < 150 tons	0.430	0.639	\$25 IN and MO	<ul style="list-style-type: none"> <li>Chillers must meet both the maximum IPLV and maximum full load to qualify</li> <li>The following items MUST be included with this application in order for a rebate to be considered: AHRI certification; manufacturer's data sheet that includes full load efficiency, part load efficiencies, and testing conditions; copy of invoice</li> </ul>
Elec. Chiller - Tier 1, 150-299 tons	0.430	0.639	\$25 IN and MO	
Elec. Chiller - Tier 1, ≥ 300 tons	0.380	0.590	\$25 IN and MO	
Elec. Chiller - Tier 2, < 150 tons	0.410	0.639	\$60 IN and MO \$20 IL	
Elec. Chiller - Tier 2, 150-299 tons	0.370	0.635	\$60 IN and MO \$20 IL	
Elec. Chiller - Tier 2, ≥ 300 tons	0.360	0.585	\$60 IN and MO \$20 IL	

# 2024 RETROFIT PRESCRIPTIVE REBATES NON-LIGHTING SPECIFICATIONS

## LOWER EFFICIENCY AIR-COOLED UNITARY PACKAGED A/C AND SPLIT SYSTEMS

Equipment Description	Specifications	Rebate per Ton
Air Conditioning < 65,000 Btuh (5.4 tons)	<ul style="list-style-type: none"> <li>• SEER2≥15.2</li> <li>• Equipment must meet the nominal efficiency level based on the size category. Eligibility is based on ratings published in the AHRI Directory of Certified Performance (<a href="http://www.ahridirectory.org">www.ahridirectory.org</a>).</li> <li>• Both the condenser and evaporator must be replaced with matching outdoor/indoor units. Model numbers for both outdoor and indoor units must be provided. Window air conditioners not eligible.</li> </ul>	\$60
Air Conditioning ≥ 65,000 Btuh - < 135,000 Btuh (5.4 tons - 11.25 tons)	<ul style="list-style-type: none"> <li>• IEER≥16.1</li> <li>• Equipment must meet the nominal efficiency level based on the size category. Eligibility is based on ratings published in the AHRI Directory of Certified Performance (<a href="http://www.ahridirectory.org">www.ahridirectory.org</a>).</li> <li>• Both the condenser and evaporator must be replaced with matching outdoor/indoor units. Model numbers for both outdoor and indoor units must be provided. Window air conditioners not eligible.</li> </ul>	\$60
Air Conditioning ≥ 135,000 Btuh - < 240,000 Btuh (11.25 tons - 20 tons)	<ul style="list-style-type: none"> <li>• IEER≥15.4</li> <li>• Equipment must meet the nominal efficiency level based on the size category. Eligibility is based on ratings published in the AHRI Directory of Certified Performance (<a href="http://www.ahridirectory.org">www.ahridirectory.org</a>).</li> <li>• Both the condenser and evaporator must be replaced with matching outdoor/indoor units. Model numbers for both outdoor and indoor units must be provided. Window air conditioners not eligible.</li> </ul>	\$60
Air Conditioning ≥ 240,000 Btuh - < 760,000 Btuh (20 tons - 63.3 tons)	<ul style="list-style-type: none"> <li>• IEER≥ 13.8</li> <li>• Equipment must meet the nominal efficiency level based on the size category. Eligibility is based on ratings published in the AHRI Directory of Certified Performance (<a href="http://www.ahridirectory.org">www.ahridirectory.org</a>).</li> <li>• Both the condenser and evaporator must be replaced with matching outdoor/indoor units. Model numbers for both outdoor and indoor units must be provided. Window air conditioners not eligible.</li> </ul>	\$60

## HIGHER EFFICIENCY AIR-COOLED UNITARY PACKAGED A/C AND SPLIT SYSTEMS

Equipment Description	Specifications	Rebate per Ton
Air Conditioning < 65,000 Btuh (5.4 tons)	<ul style="list-style-type: none"> <li>• SEER2≥16</li> <li>• Equipment must meet the nominal efficiency level based on the size category. Eligibility is based on ratings published in the AHRI Directory of Certified Performance (<a href="http://www.ahridirectory.org">www.ahridirectory.org</a>).</li> <li>• Both the condenser and evaporator must be replaced with matching outdoor/indoor units. Model numbers for both outdoor and indoor units must be provided. Window air conditioners not eligible.</li> </ul>	\$75
Air Conditioning ≥ 65,000 Btuh - < 135,000 Btuh (5.4 tons - 11.25 tons)	<ul style="list-style-type: none"> <li>• IEER≥17.8</li> <li>• Equipment must meet the nominal efficiency level based on the size category. Eligibility is based on ratings published in the AHRI Directory of Certified Performance (<a href="http://www.ahridirectory.org">www.ahridirectory.org</a>).</li> <li>• Both the condenser and evaporator must be replaced with matching outdoor/indoor units. Model numbers for both outdoor and indoor units must be provided. Window air conditioners not eligible.</li> </ul>	\$75
Air Conditioning ≥ 135,000 Btuh - < 240,000 Btuh (11.25 tons - 20 tons)	<ul style="list-style-type: none"> <li>• IEER≥16.8</li> <li>• Equipment must meet the nominal efficiency level based on the size category. Eligibility is based on ratings published in the AHRI Directory of Certified Performance (<a href="http://www.ahridirectory.org">www.ahridirectory.org</a>).</li> <li>• Both the condenser and evaporator must be replaced with matching outdoor/indoor units. Model numbers for both outdoor and indoor units must be provided. Window air conditioners not eligible.</li> </ul>	\$75
Air Conditioning ≥ 240,000 Btuh - < 760,000 Btuh (20 tons - 63.3 tons)	<ul style="list-style-type: none"> <li>• IEER≥ 14.3</li> <li>• Equipment must meet the nominal efficiency level based on the size category. Eligibility is based on ratings published in the AHRI Directory of Certified Performance (<a href="http://www.ahridirectory.org">www.ahridirectory.org</a>).</li> <li>• Both the condenser and evaporator must be replaced with matching outdoor/indoor units. Model numbers for both outdoor and indoor units must be provided. Window air conditioners not eligible.</li> </ul>	\$75

**DOE new metrics are SEER2, EER2, and HSPF2. Conversion factors are listed in the chart below.**

IECC 2021 leverages new DOE testing methods and associated metrics. The following factors are recommended for use if the efficient equipment is not rated under the new testing procedure but the stipulated baseline is:\*

SEER2 = X\*SEER

EER2 = X\*EER

HSPF2 = X\*HSPF

Where:

X	SEER2	EER2	HSPF2
Ducted	0.95	0.95	0.85
Ductless	1.00	1.00	0.90
Packaged	0.95	0.95	0.84

\*Consortium for Energy Efficiency (CEE), CEE Crosswalk, 2023

# 2024 RETROFIT PRESCRIPTIVE REBATES NON-LIGHTING SPECIFICATIONS

DUCTLESS HEAT PUMPS		
Equipment Description	Specifications	Rebate per Ton
< 65,000 Btuh	<ul style="list-style-type: none"> <li>• SEER2<math>\geq</math> 17.0, HSPF2<math>\geq</math> 8.6</li> <li>• Equipment must meet the nominal efficiency level based on the size category. Eligibility is based on ratings published in the AHRI Directory of Certified Performance (<a href="http://www.ahridirectory.org">www.ahridirectory.org</a>).</li> <li>• Both the condenser and evaporator must be replaced with matching outdoor/indoor units. Model numbers for both outdoor and indoor units must be provided.</li> </ul>	\$100

LOWER EFFICIENCY AIR SOURCE HEAT PUMPS REPLACING ELECTRIC RESISTANCE HEATING		
Equipment Description	Specifications	Rebate per Ton
Air Source Heat Pumps < 65,000 Btuh (5.4 tons)	<ul style="list-style-type: none"> <li>• SEER2<math>\geq</math> 15.2, HSPF2<math>\geq</math>8.1, COP<math>\geq</math> 1.75 at 5°F</li> <li>• Equipment must meet the nominal efficiency level based on the size category. Eligibility is based on ratings published in the AHRI Directory of Certified Performance (<a href="http://www.ahridirectory.org">www.ahridirectory.org</a>).</li> <li>• Both the condenser and evaporator must be replaced with matching outdoor/indoor units. Model numbers for both outdoor and indoor units must be provided.</li> </ul>	\$500
Air Source Heat Pump $\geq$ 65,000 Btuh - < 135,000 Btuh (5.4 tons-11.25 tons)	<ul style="list-style-type: none"> <li>• IEER<math>\geq</math> 15.1, COP<math>\geq</math> 3.5</li> <li>• Equipment must meet the nominal efficiency level based on the size category. Eligibility is based on ratings published in the AHRI Directory of Certified Performance (<a href="http://www.ahridirectory.org">www.ahridirectory.org</a>).</li> <li>• Both the condenser and evaporator must be replaced with matching outdoor/indoor units. Model numbers for both outdoor and indoor units must be provided.</li> </ul>	\$500
Air Source Heat Pump $\geq$ 135,000 Btuh - < 240,000 Btuh (11.25 tons-20 tons)	<ul style="list-style-type: none"> <li>• IEER<math>\geq</math> 14.3, COP<math>\geq</math> 3.4</li> <li>• Equipment must meet the nominal efficiency level based on the size category. Eligibility is based on ratings published in the AHRI Directory of Certified Performance (<a href="http://www.ahridirectory.org">www.ahridirectory.org</a>).</li> <li>• Both the condenser and evaporator must be replaced with matching outdoor/indoor units. Model numbers for both outdoor and indoor units must be provided.</li> </ul>	\$500

LOWER EFFICIENCY AIR SOURCE HEAT PUMPS REPLACING AN AIR SOURCE HEAT PUMP		
Equipment Description	Specifications	Rebate per Ton
Air Source Heat Pumps < 65,000 Btuh (5.4 tons)	<ul style="list-style-type: none"> <li>• SEER2<math>\geq</math> 15.2, HSPF2<math>\geq</math>8.1, COP<math>\geq</math> 1.75 at 5°F</li> <li>• Equipment must meet the nominal efficiency level based on the size category. Eligibility is based on ratings published in the AHRI Directory of Certified Performance (<a href="http://www.ahridirectory.org">www.ahridirectory.org</a>).</li> <li>• Both the condenser and evaporator must be replaced with matching outdoor/indoor units. Model numbers for both outdoor and indoor units must be provided.</li> </ul>	\$250
Air Source Heat Pump $\geq$ 65,000 Btuh - < 135,000 Btuh (5.4 tons-11.25 tons)	<ul style="list-style-type: none"> <li>• IEER<math>\geq</math> 15.1, COP<math>\geq</math> 3.5</li> <li>• Equipment must meet the nominal efficiency level based on the size category. Eligibility is based on ratings published in the AHRI Directory of Certified Performance (<a href="http://www.ahridirectory.org">www.ahridirectory.org</a>).</li> <li>• Both the condenser and evaporator must be replaced with matching outdoor/indoor units. Model numbers for both outdoor and indoor units must be provided.</li> </ul>	\$80
Air Source Heat Pump $\geq$ 135,000 Btuh - < 240,000 Btuh (11.25 tons-20 tons)	<ul style="list-style-type: none"> <li>• IEER<math>\geq</math> 14.3, COP<math>\geq</math> 3.4</li> <li>• Equipment must meet the nominal efficiency level based on the size category. Eligibility is based on ratings published in the AHRI Directory of Certified Performance (<a href="http://www.ahridirectory.org">www.ahridirectory.org</a>).</li> <li>• Both the condenser and evaporator must be replaced with matching outdoor/indoor units. Model numbers for both outdoor and indoor units must be provided.</li> </ul>	\$80



# 2024 RETROFIT PRESCRIPTIVE REBATES NON-LIGHTING SPECIFICATIONS

## HIGHER EFFICIENCY AIR SOURCE HEAT PUMPS REPLACING AN AIR SOURCE HEAT PUMP

Equipment Description	Specifications	Rebate per Ton
Air Source Heat Pump < 65,000 Btuh (5.4 tons)	<ul style="list-style-type: none"> <li>• Ducted Split Systems: SEER<sub>2</sub>≥ 17.0, HSPF<sub>2</sub>≥8.1, COP≥1.75 at 5°F</li> <li>• Packaged: SEER<sub>2</sub>≥ 16.0, HSPF<sub>2</sub>≥9, COP≥1.75 at 5°F</li> <li>• Equipment must meet the nominal efficiency level based on the size category. Eligibility is based on ratings published in the AHRI Directory of Certified Performance (<a href="http://www.ahridirectory.org">www.ahridirectory.org</a>).</li> <li>• Both the condenser and evaporator must be replaced with matching outdoor/indoor units. Model numbers for both outdoor and indoor units must be provided.</li> </ul>	\$300
Air Source Heat Pump ≥ 65,000 Btuh - < 135,000 Btuh (5.4 tons-11.25 tons)	<ul style="list-style-type: none"> <li>• IEER≥15.8, COP≥3.5</li> <li>• Equipment must meet the nominal efficiency level based on the size category. Eligibility is based on ratings published in the AHRI Directory of Certified Performance (<a href="http://www.ahridirectory.org">www.ahridirectory.org</a>).</li> <li>• Both the condenser and evaporator must be replaced with matching outdoor/indoor units. Model numbers for both outdoor and indoor units must be provided.</li> </ul>	\$95
Air Source Heat Pump ≥ 135,000 Btuh - < 240,000 Btuh (11.25 tons-20 tons)	<ul style="list-style-type: none"> <li>• IEER≥15.5, COP≥3.4</li> <li>• Equipment must meet the nominal efficiency level based on the size category. Eligibility is based on ratings published in the AHRI Directory of Certified Performance (<a href="http://www.ahridirectory.org">www.ahridirectory.org</a>).</li> <li>• Both the condenser and evaporator must be replaced with matching outdoor/indoor units. Model numbers for both outdoor and indoor units must be provided.</li> </ul>	\$95

## GROUND SOURCE HEAT PUMP REPLACING ELECTRIC RESISTANCE HEATING

Equipment Type*	Specifications	Rebate per Ton
< 65,000 Btuh (5.4 tons)	<ul style="list-style-type: none"> <li>• EER &gt; 17.1, COP &gt; 3.6</li> <li>• Replacing Electric Resistance &lt; 65,000 Btuh (5.4 tons)</li> <li>• Both condenser and coil must be installed as a matched set.</li> <li>• The following documents must be included with this application: AHRI Certificate, Manufacturer's data sheet which includes efficiency and testing conditions; load calculation; and copy of invoice.</li> <li>• Systems qualify only if a geothermal heat exchanger is used for space heating and cooling.</li> <li>• System designer must be a Certified GeoDesigner (CGD) or be a licensed professional engineer who has successfully completed an accredited geothermal design course.</li> </ul>	\$750
≥ 65,000 Btuh - < 135,000 Btuh (5.4 tons - 11.25 tons)	<ul style="list-style-type: none"> <li>• EER &gt; 17.1, COP &gt; 3.6</li> <li>• Replacing Electric Resistance 5.4 tons - 11.25 tons</li> <li>• Both condenser and coil must be installed as a matched set.</li> <li>• The following documents must be included with this application: AHRI Certificate, Manufacturer's data sheet which includes efficiency and testing conditions; load calculation; and copy of invoice.</li> <li>• Systems qualify only if a geothermal heat exchanger is used for space heating and cooling.</li> <li>• System designer must be a Certified GeoDesigner (CGD) or be a licensed professional engineer who has successfully completed an accredited geothermal design course.</li> </ul>	\$600
≥ 135,000 Btuh - < 240,000 Btuh (11.25 tons - 20 tons)	<ul style="list-style-type: none"> <li>• EER &gt; 17.1, COP &gt; 3.6</li> <li>• Replacing Electric Resistance 11.25 tons - 20 tons</li> <li>• Both condenser and coil must be installed as a matched set.</li> <li>• The following documents must be included with this application: AHRI Certificate, Manufacturer's data sheet which includes efficiency and testing conditions; load calculation; and copy of invoice.</li> <li>• Systems qualify only if a geothermal heat exchanger is used for space heating and cooling.</li> <li>• System designer must be a Certified GeoDesigner (CGD) or be a licensed professional engineer who has successfully completed an accredited geothermal design course.</li> <li>• Systems must be 20 tons or less to qualify for prescriptive rebates. Systems over 20 tons may qualify for custom rebates.</li> </ul>	\$500

\*For equipment over 20 tons please use our custom program that requires pre-approval prior to equipment purchase.

# 2024 RETROFIT PRESCRIPTIVE REBATES NON-LIGHTING SPECIFICATIONS

GROUND SOURCE HEAT PUMP REPLACING AIR SOURCE HEAT PUMP		
Equipment Type*	Specifications	Rebate per Ton
<p>&lt; 65,000 Btuh (5.4 tons)</p>	<ul style="list-style-type: none"> <li>• EER &gt; 171, COP &gt; 3.6</li> <li>• Replacing Air Source Heat Pump &lt; 65,000 Btuh (5.4 tons)</li> <li>• Both condenser and coil must be installed as a matched set.</li> <li>• The following documents must be included with this application: AHRI Certificate, Manufacturer's data sheet which includes efficiency and testing conditions; load calculation; and copy of invoice.</li> <li>• Systems qualify only if a geothermal heat exchanger is used for space heating and cooling.</li> <li>• System designer must be a Certified GeoDesigner (CGD) or be a licensed professional engineer who has successfully completed an accredited geothermal design course.</li> </ul>	<p>\$750</p>
<p>≥ 65,000 Btuh - &lt; 135,000 Btuh (5.4 tons - 11.25 tons)</p>	<ul style="list-style-type: none"> <li>• EER &gt; 171, COP &gt; 3.6</li> <li>• Replacing Air Source Heat Pump 5.4 tons - 11.25 tons</li> <li>• Both condenser and coil must be installed as a matched set.</li> <li>• The following documents must be included with this application: AHRI Certificate, Manufacturer's data sheet which includes efficiency and testing conditions; load calculation; and copy of invoice.</li> <li>• Systems qualify only if a geothermal heat exchanger is used for space heating and cooling.</li> <li>• System designer must be a Certified GeoDesigner (CGD) or be a licensed professional engineer who has successfully completed an accredited geothermal design course.</li> </ul>	<p>\$600</p>
<p>≥ 135,000 Btuh - &lt; 240,000 Btuh (11.25 tons - 20 tons)</p>	<ul style="list-style-type: none"> <li>• EER &gt; 171, COP &gt; 3.6</li> <li>• Replacing Air Source Heat Pump 11.25 tons - 20 tons</li> <li>• Both condenser and coil must be installed as a matched set.</li> <li>• The following documents must be included with this application: AHRI Certificate, Manufacturer's data sheet which includes efficiency and testing conditions; load calculation; and copy of invoice.</li> <li>• Systems qualify only if a geothermal heat exchanger is used for space heating and cooling.</li> <li>• System designer must be a Certified GeoDesigner (CGD) or be a licensed professional engineer who has successfully completed an accredited geothermal design course.</li> <li>• Systems must be 20 tons or less to qualify for prescriptive rebates. Systems over 20 tons may qualify for custom rebates.</li> </ul>	<p>\$500</p>

\*For equipment over 20 tons please use our custom program that requires pre-approval prior to equipment purchase.

GROUND SOURCE HEAT PUMP REPLACING NATURAL GAS HEATING & A/C		
Equipment Type*	Specifications	Rebate per Ton
<p>&lt; 65,000 Btuh (5.4 tons)</p>	<ul style="list-style-type: none"> <li>• EER &gt; 171, COP &gt; 3.6</li> <li>• Replacing Natural Gas &lt; 65,000 Btuh (5.4 tons)</li> <li>• Both condenser and coil must be installed as a matched set.</li> <li>• The following documents must be included with this application: AHRI Certificate, Manufacturer's data sheet which includes efficiency and testing conditions; load calculation; and copy of invoice.</li> <li>• Systems qualify only if a geothermal heat exchanger is used for space heating and cooling.</li> <li>• System designer must be a Certified GeoDesigner (CGD) or be a licensed professional engineer who has successfully completed an accredited geothermal design course.</li> </ul>	<p>\$750</p>
<p>≥ 65,000 Btuh - &lt; 135,000 Btuh (5.4 tons - 11.25 tons)</p>	<ul style="list-style-type: none"> <li>• EER &gt; 171, COP &gt; 3.6</li> <li>• Replacing Natural Gas 5.4 tons - 11.25 tons</li> <li>• Both condenser and coil must be installed as a matched set.</li> <li>• The following documents must be included with this application: AHRI Certificate, Manufacturer's data sheet which includes efficiency and testing conditions; load calculation; and copy of invoice.</li> <li>• Systems qualify only if a geothermal heat exchanger is used for space heating and cooling.</li> <li>• System designer must be a Certified GeoDesigner (CGD) or be a licensed professional engineer who has successfully completed an accredited geothermal design course.</li> </ul>	<p>\$600</p>
<p>≥ 135,000 Btuh - &lt; 240,000 Btuh (11.25 tons - 20 tons)</p>	<ul style="list-style-type: none"> <li>• EER &gt; 171, COP &gt; 3.6</li> <li>• Replacing Natural Gas 11.25 tons - 19.9 tons</li> <li>• Both condenser and coil must be installed as a matched set.</li> <li>• The following documents must be included with this application: AHRI Certificate, Manufacturer's data sheet which includes efficiency and testing conditions; load calculation; and copy of invoice.</li> <li>• Systems qualify only if a geothermal heat exchanger is used for space heating and cooling.</li> <li>• System designer must be a Certified GeoDesigner (CGD) or be a licensed professional engineer who has successfully completed an accredited geothermal design course.</li> <li>• Systems must be 20 tons or less to qualify for prescriptive rebates. Systems over 20 tons may qualify for custom rebates.</li> </ul>	<p>\$500</p>

\*For equipment over 20 tons please use our custom program that requires pre-approval prior to equipment purchase.



# 2024 RETROFIT PRESCRIPTIVE REBATES

## NON-LIGHTING SPECIFICATIONS

PACKAGED TERMINAL HEAT PUMPS		
Equipment Type	Specifications	Rebate per Unit
Packaged Terminal Heat Pump < 8,000 Btuh	<ul style="list-style-type: none"> <li>• EER ≥ 12.6, COP ≥ 3.6</li> <li>• Equipment must meet the nominal efficiency level based on the size category.</li> <li>• Eligibility is based on ratings published in the AHRI Directory of Certified Performance (<a href="http://www.ahrirectory.org">www.ahrirectory.org</a>).</li> <li>• Model numbers must be provided.</li> </ul>	\$50
Packaged Terminal Heat Pump 8,000-9,999 Btuh	<ul style="list-style-type: none"> <li>• EER ≥ 12.3, COP ≥ 3.5</li> <li>• Equipment must meet the nominal efficiency level based on the size category.</li> <li>• Eligibility is based on ratings published in the AHRI Directory of Certified Performance (<a href="http://www.ahrirectory.org">www.ahrirectory.org</a>).</li> <li>• Model numbers must be provided.</li> </ul>	\$50
Packaged Terminal Heat Pump 10,000-13,000 Btuh	<ul style="list-style-type: none"> <li>• EER ≥ 11.4, COP ≥ 3.4</li> <li>• Equipment must meet the nominal efficiency level based on the size category.</li> <li>• Eligibility is based on ratings published in the AHRI Directory of Certified Performance (<a href="http://www.ahrirectory.org">www.ahrirectory.org</a>).</li> <li>• Model numbers must be provided.</li> </ul>	\$75
Packaged Terminal Heat Pump > 13,000 Btuh	<ul style="list-style-type: none"> <li>• EER ≥ 10.8, COP ≥ 3.3</li> <li>• Equipment must meet the nominal efficiency level based on the size category.</li> <li>• Eligibility is based on ratings published in the AHRI Directory of Certified Performance (<a href="http://www.ahrirectory.org">www.ahrirectory.org</a>).</li> <li>• Model numbers must be provided.</li> </ul>	\$100
VARIABLE FREQUENCY DRIVES (VFDS)		
Equipment Type	Specifications	Rebate per HP
HVAC Fans 1-20 HP	<ul style="list-style-type: none"> <li>• Must be for one of the following HVAC applications: supply fan, return fan, boiler draft fan or cooling tower fan.</li> <li>• Motors larger than 20 HP may qualify for a custom rebate.</li> <li>• VFDS are not eligible for a rebate when they are required by energy code.</li> <li>• VFDS must be newly installed and not replacing existing VFDS.</li> <li>• Must be controlled by an automatic signal.</li> <li>• Must include a minimum 3% impedance series reactor.</li> </ul>	\$100
Chilled Water Pumps 1-20 HP	<ul style="list-style-type: none"> <li>• Motors larger than 20 HP may qualify for a custom rebate.</li> <li>• VFDS are not eligible for a rebate when they are required by energy code.</li> <li>• VFDS must be newly installed and not replacing existing VFDS.</li> <li>• Must be controlled by an automatic signal.</li> <li>• Must include a minimum 3% impedance series reactor.</li> </ul>	\$100
Heated Water Pumps 1-20 HP	<ul style="list-style-type: none"> <li>• Motors larger than 20 HP may qualify for a custom rebate.</li> <li>• VFDS are not eligible for a rebate when they are required by energy code.</li> <li>• VFDS must be newly installed and not replacing existing VFDS.</li> <li>• Must be controlled by an automatic signal.</li> <li>• Must include a minimum 3% impedance series reactor.</li> </ul>	\$100
Process Applications with Motors ≤ 200HP	<ul style="list-style-type: none"> <li>• Rated motor horsepower ≤ 200 HP; VFDS must be new and not replace existing VFDS; must be controlled by automatic signal and include a series reactor; NOT eligible for forward-curve fans with inlet guide vanes, variable pitch vane-axial fans, circulation pumps with integral variable speed technology.</li> <li>• If &gt; 200 HP, please use our Custom Rebate Worksheet and seek pre-approval before purchasing equipment.</li> </ul>	\$80

# 2024 RETROFIT PRESCRIPTIVE REBATES NON-LIGHTING SPECIFICATIONS

COMPRESSED AIR		
Equipment Type	Specifications	Rebate
VFD Screw Air Compressor ≤ 200 HP	<ul style="list-style-type: none"> <li>New measure must replace an air compressor with no VFD.</li> <li>Redundant or back-up compressors are not eligible; available for air compressors less than 201 HP.</li> <li>Those greater than 200 HP may use our custom program. Include CAGI data sheet (Compressed Air &amp; Gas Institute, cagi.org) and invoice.</li> </ul>	\$80/HP
Compressed Air No-Loss Condensate Drain	<ul style="list-style-type: none"> <li>Must replace standard condensate drains (open valve, timer, or both); timed drains are not eligible.</li> <li>Please include invoice for installed drains.</li> </ul>	\$150/Drain
Air-Entraining Nozzles – for nozzles that use less than 15 CFM at 100 psi	<ul style="list-style-type: none"> <li>Must replace a standard nozzle; available for nozzles that use less than 15 CFM at 100 psi.</li> <li>Include invoice for all installed nozzles.</li> </ul>	\$30/Nozzle
Compressed Air Low Pressure Drop Filters	<ul style="list-style-type: none"> <li>Replacing Standard coalescing filter. Deep-bed "mist eliminator" style.</li> </ul>	\$5/HP
MISCELLANEOUS		
Equipment Type	Specifications	Rebate
Outside Air Economizer with Dual-Enthalpy Sensors	<ul style="list-style-type: none"> <li>Integrated Dual-Enthalpy Sensors</li> <li>The new control system will continuously monitor the enthalpy of both outside air and return air.</li> <li>The system will control the system dampers and adjust based on the two readings.</li> </ul>	\$200/ Economizer
Heat Pump Water Heater	<ul style="list-style-type: none"> <li>UEF ≥3.30</li> <li>Replacing electric resistance</li> </ul>	\$750/Unit
Wi-Fi Smart Thermostat on Air Source Heat Pump	<ul style="list-style-type: none"> <li>Provide make and model number</li> </ul>	\$75/ Thermostat



# 2024 RETROFIT PRESCRIPTIVE REBATES

## NON-LIGHTING SPECIFICATIONS

GUEST ROOM ENERGY MANAGEMENT SYSTEM		
Equipment Type	Specifications	Rebate per Guestroom
Controlling Packaged Terminal A/C with Electric Resistance Heating	<ul style="list-style-type: none"> <li>Replacing manual heating/cooling temperature set-point and fan on-off-auto thermostat controls.</li> <li>Must be controlled by automatic occupancy detectors or keycard that indicates occupancy status.</li> </ul>	\$100
Controlling Packaged Terminal Heat Pump		\$100

DEMAND CONTROLLED KITCHEN VENTILATION		
Equipment Type	Specifications	Rebate per HP
Kitchen Demand Ventilation Controls	<ul style="list-style-type: none"> <li>The existing commercial kitchen ventilation exhaust fan must use a constant speed motor controlled with an on/off switch or by a manually operated 2-speed system.</li> <li>The proposed system must include: a temperature sensor in the hood exhaust collar and/or an optic or infrared sensor in the hood reservoir; variable speed drive on the exhaust fan that will vary the rate of exhaust to what is needed; and variable speed drive on the make-up air unit, or other modification to reduce make-up air to balance with the exhaust air reduction.</li> </ul>	\$250

AGRICULTURAL APPLICATIONS																		
Equipment Type	Specifications		Rebate															
Fan Thermostat Controller	<ul style="list-style-type: none"> <li>This measure is available for installing a fan thermostat controller for agricultural circulation, ventilation and/or exhaust fans which has thermostat functions that modulate the fans in response to temperature in an agricultural setting with operation May through October.</li> <li>Include manufacturer and model number in documentation.</li> </ul>		\$25/HP															
High Speed Fan	<ul style="list-style-type: none"> <li>This measure is available for installing high speed agricultural circulation, exhaust, and ventilation fans certified by BESS Labs with fan diameters above 12 inches that meet program minimum efficiency requirements:</li> </ul> <table border="1" style="width: 100%; border-collapse: collapse;"> <thead> <tr> <th>Diameter of Fan (inches)</th> <th>Circulation Fans IPL Minimum Efficiency (CFM/Watt)</th> <th>Ventilation Fans IPL Minimum Efficiency (CFM/Watt) at (0.05 SP)</th> </tr> </thead> <tbody> <tr> <td>12-23</td> <td>10.7</td> <td>10.1</td> </tr> <tr> <td>24-35</td> <td>11.5</td> <td>13.5</td> </tr> <tr> <td>36-47</td> <td>19.0</td> <td>17.4</td> </tr> <tr> <td>48+</td> <td>21.5</td> <td>20.3</td> </tr> </tbody> </table>		Diameter of Fan (inches)	Circulation Fans IPL Minimum Efficiency (CFM/Watt)	Ventilation Fans IPL Minimum Efficiency (CFM/Watt) at (0.05 SP)	12-23	10.7	10.1	24-35	11.5	13.5	36-47	19.0	17.4	48+	21.5	20.3	\$50/Fan
	Diameter of Fan (inches)	Circulation Fans IPL Minimum Efficiency (CFM/Watt)	Ventilation Fans IPL Minimum Efficiency (CFM/Watt) at (0.05 SP)															
	12-23	10.7	10.1															
	24-35	11.5	13.5															
	36-47	19.0	17.4															
48+	21.5	20.3																
<ol style="list-style-type: none"> <li>BESS Labs certification documentation must be included with application. See University of Illinois, Department of Agricultural and Biological Engineering. <a href="http://bess.illinois.edu/">http://bess.illinois.edu/</a></li> <li>Static Pressure (SP) in units of inches of water</li> </ol>																		
<ul style="list-style-type: none"> <li>VFDs are not eligible for a rebate when they are required by energy code.</li> <li>VFDs must be newly installed and not replacing existing VFDs.</li> <li>Must be controlled by an automatic signal.</li> <li>Must include a minimum 3% impedance series reactor.</li> <li>If your project involves anything other than simply adding a VFD, please use our Custom Rebate Worksheet and seek pre-approval before purchasing equipment.</li> </ul>																		
<ul style="list-style-type: none"> <li>Non-HVLS existing fans</li> <li>This measure is available for installing high-volume, low-speed (HVLS) fans with a minimum diameter of 16 feet.</li> <li>Include manufacturer, model number and fan diameter in documentation.</li> </ul>																		



# 2024 RETROFIT PRESCRIPTIVE REBATES

## NON-LIGHTING SPECIFICATIONS

REFRIGERATION		
Equipment Type	Specifications	Rebate
Add doors to open refrigerated display case	<ul style="list-style-type: none"> <li>Vertical doors</li> </ul>	\$50/Linear Ft
Night Covers on Open Refrigeration	<ul style="list-style-type: none"> <li>Fitted cover on existing open-type display cases that re deployed during unoccupied hours.</li> </ul>	\$10/Linear Ft
Evaporator Fan Motor Controls	<ul style="list-style-type: none"> <li>Installation of controls for electronically commutated motors.</li> <li>Must control a minimum of 1/20 HP where fans operate continuously at full speed.</li> <li>Must reduce fan motor power by at least 75% during the off cycle.</li> </ul>	\$50/Motor
Evaporator Fan Motors	<ul style="list-style-type: none"> <li>Replace existing standard-efficiency shaded pole motor with an electronically commutated motor with minimum efficiency of 66%.</li> </ul>	\$75/Motor
Variable Speed Drive for Condenser Fans	<ul style="list-style-type: none"> <li>VFDs installed on condenser fan motors between 0.5 HP and 1.5 HP.</li> </ul>	\$150/HP
Automatic door closer for walk-in coolers	<ul style="list-style-type: none"> <li>Installation of an automatic, hydraulic-type door closer.</li> </ul>	\$120/Cooler
Automatic door closer for walk-in freezers	<ul style="list-style-type: none"> <li>Installation of an automatic, hydraulic-type door closer.</li> </ul>	\$120/Freezer
Refrigeration Door/ Frame Heater Control	<ul style="list-style-type: none"> <li>Installation of humidity-based (antisweat) controls using a humidity sensor.</li> </ul>	\$50/Door

# 2024 RETROFIT PRESCRIPTIVE REBATES NON-LIGHTING SPECIFICATIONS

FORK LIFTS		
Equipment Type	Specifications	Rebate
High Frequency Battery Chargers	<ul style="list-style-type: none"> <li>• Replacing existing SCR or ferroresonant battery charger systems.</li> <li>• Minimum Power Conversion Efficiency of 90%.</li> <li>• Operating one (8h) or two (16h) shift/5 days/week.</li> </ul>	\$200/Charger
Lithium-Ion Fork Truck Batteries	<ul style="list-style-type: none"> <li>• Minimum one shift operations (8-hour shift, 5 days per week).</li> <li>• Rebates available for Class I or Class II fork trucks and batteries.</li> <li>• Batteries must be new, not used or refurbished.</li> <li>• Lithium-Ion replacement batteries must replace lead-acid batteries.</li> <li>• Note: Rebate is \$2,500 per battery, maximum one battery per fork truck. Backup batteries are not eligible.</li> </ul>	\$2,500/Battery

The logo for Power Moves, featuring the words "POWER" and "MOVES" in a bold, white, sans-serif font. "MOVES" is enclosed in a white square with a jagged bottom edge, resembling a power line or a sawtooth pattern. The logo is set against a green background.

**POWER  
MOVES®**

*Energy-Smart Solutions from  
Your Local Electric Cooperative*

A photograph of a construction site showing the upper levels of a building under construction. The structure is made of concrete and steel, with extensive wooden scaffolding and formwork. The sky is blue with some light clouds.

# NEW CONSTRUCTION PROGRAM

## INFORMATION

Have questions or need help completing your application?  
Call **877-653-8288** or email [apply@PowerMoves.com](mailto:apply@PowerMoves.com).





# NEW CONSTRUCTION PROGRAM

## WHAT IS THE NEW CONSTRUCTION PROGRAM?

This program provides rebates for commercial accounts that are:

- Building a new facility,
- Adding on to an existing facility, or
- Changing the use of an existing facility or completing a total gut rehab.

## WHO IS ELIGIBLE?

- Non-residential members of participating electric cooperatives.
- Building must be located on participating co-op lines.

## WHAT IS THE REBATE LIMIT?

Rebates are PER BUILDING per year.

- \$25,000 Prescriptive
- \$50,000 Custom

## HOW DO I GET THE MOST FROM THIS PROGRAM?

Talk to us before your plans are on paper. Often, we can help you and your contractors find a better solution at a lower cost and provide more rebate money.

## HOW DO I GET STARTED?

Talk to your co-op. Ask them for a Project Information Form and to set up a meeting with our BNC energy engineer.

## WHAT BASELINE DO YOU USE?

All rebates in this program are based on local energy codes:

- IN = ASHRAE 90.1-2007
- IL = 2021 IECC
- MO = ASHRAE 90.1-2007

### FACILITIES - LIGHTING

Equipment Type	Rebate
Interior ≥ 10% More Efficient Than Code	\$200/1,000 ft <sup>2</sup>
Interior ≥ 20% More Efficient Than Code	\$300/1,000 ft <sup>2</sup>
Interior ≥ 30% More Efficient Than Code	\$350/1,000 ft <sup>2</sup>
Interior ≥ 40% More Efficient Than Code	\$400/1,000 ft <sup>2</sup>
Interior ≥ 50% More Efficient Than Code	\$450/1,000 ft <sup>2</sup>
Exterior Lighting	up to \$120/Fixture

### FACILITIES - HVAC

Equipment Type	Rebate
Air Source Heat Pumps	\$50 - \$300/Ton
Geothermal Heat Pumps	\$500 - \$750/Ton
Air Cooled Unitary Packaged A/C and Split Systems	\$60 or \$75/Ton
VFDs on HVAC Systems	\$100/HP <i>(not code required)</i>
Chillers	\$20 - \$60/Ton

### FACILITIES - MISCELLANEOUS

Equipment Type	Rebate
VFDs on Process Systems	\$80/HP
VFD Screw Air Compressors ≤ 200 HP	\$80/HP
Commercial Food Service Equipment	Varies

### AGRICULTURE FACILITIES - LIGHTING

Equipment Type	Rebate
LED < 15W ENERGY STAR Screw-In	\$3
LED ≥ 15W ENERGY STAR Screw-In	\$5

## ITEMS NOT ON THE LIST?

NO PROBLEM! WE CAN REVIEW AND PROVIDE A CUSTOM REBATE OFFER. CONTACT US TODAY! CALL 877.653.8288 OR EMAIL APPLY@POWERMOVES.COM.



**POWER  
MOVES®**

*Energy-Smart Solutions from  
Your Local Electric Cooperative*

# CUSTOM REBATES

## RETROFIT SPECIFICATIONS

Have questions or need help completing your application?  
Call **877-653-8288** or email [apply@PowerMoves.com](mailto:apply@PowerMoves.com).



---

# 2024 RETROFIT CUSTOM REBATES SPECIFICATIONS

---

We cannot process applications if required documentation/information is not included. Please read this application carefully and include all information requested, including proposals and specification sheets. Not submitting requested documents will significantly delay processing and may disqualify your application. See “How to Apply” on pages 6-7 and the terms and conditions on page 8 for more information. Additional terms and conditions for Custom Rebates are found below.

## REBATE AMOUNTS

- Lighting and lighting controls project are calculated using \$.05/kWh saved in the first year.
- Non-lighting projects are calculated using \$.10/kWh saved in the first year.

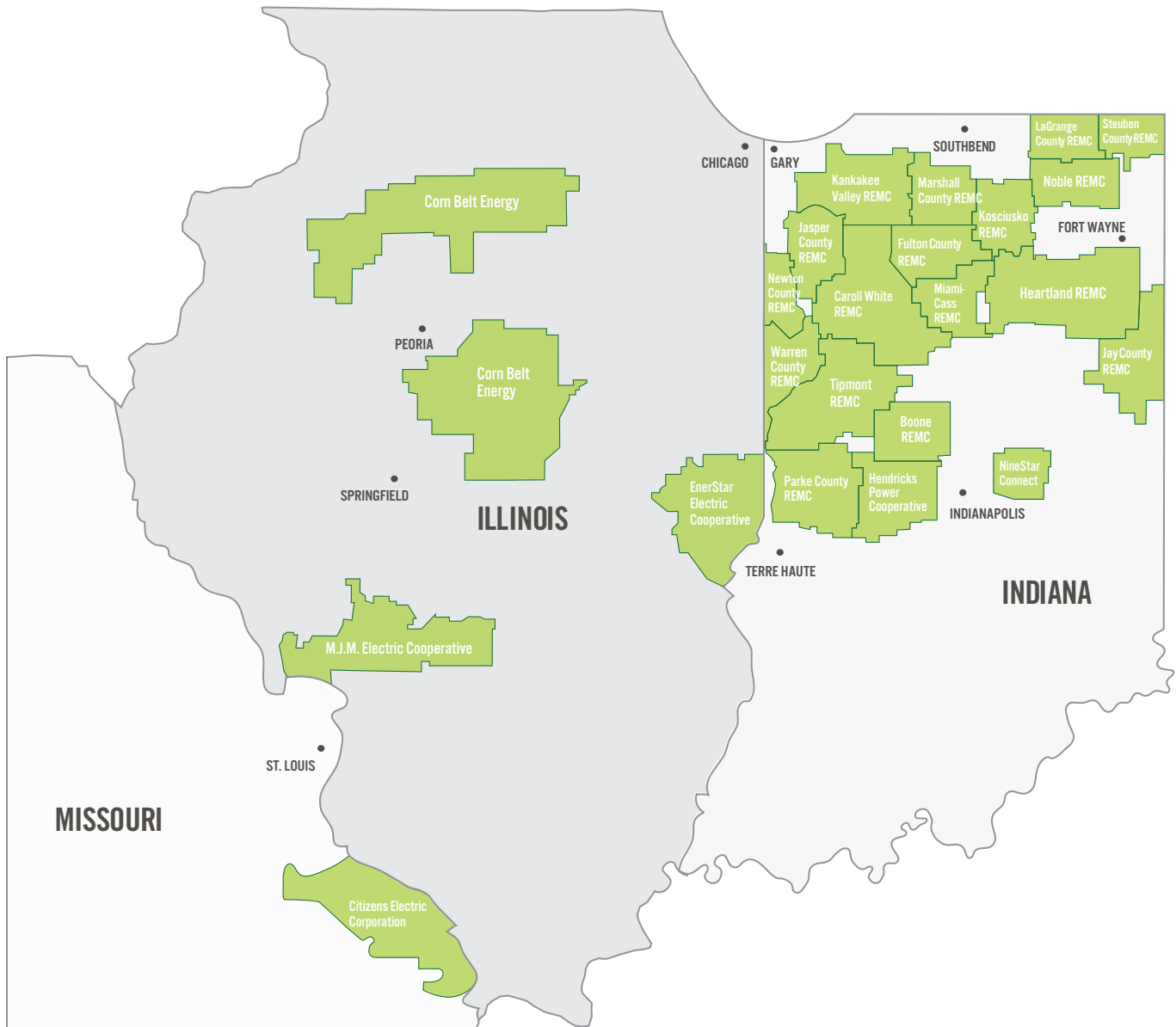
## CUSTOM PROGRAM REBATES HAVE LIMITS AS FOLLOWS:

- Rebates cannot exceed:
  - \$50,000 per calendar year per C&I member. Over cap requests will be considered but are not guaranteed, and should be made in writing to the POWER MOVES® Program Manager.
  - 50% of the project's cost.
- Paybacks must fall between 1-7 years.
  - If the calculated rebate will provide the member a project cost payback of less than 1 year, the rebate will be reduced to achieve a 1 year payback.
  - If the project cost payback is greater than 7 years no rebate will be paid.
- Projects must follow basic POWER MOVES® specifications as listed in the other applications and based on the type of custom project. Contact your energy engineer for specific requirements for your project.
- If you change equipment from what was pre-approved, we reserve the right to reduce or deny a rebate amount.
- Self-installed labor cannot be included in the project cost.





# 2024 WVPA AND PARTICIPATING MEMBER CO-OPS SERVICE AREA MAP







## HAVE QUESTIONS?

WE'RE HERE TO HELP! CALL 877.653.8288 OR EMAIL [APPLY@POWERMOVES.COM](mailto:APPLY@POWERMOVES.COM).